



© 2021. The Author(s). This is an open-access article distributed under the terms of the Creative Commons Attribution-ShareAlike 4.0 International Public License (CC BY SA 4.0, <https://creativecommons.org/licenses/by-sa/4.0/legalcode>), which permits use, distribution, and reproduction in any medium, provided that the article is properly cited, the use is non-commercial, and no modifications or adaptations are made

Influence of Chloride Salinity on Cadmium uptake by *Nicotiana tabacum* in a Rhizofiltration System

Ulrico Javier Lopez-Chuken^{1*}, Icela Dagmar Barceló-Quintal²,
Evangelina Ramirez-Lara¹, Maria Elena Cantu-Cardenas¹,
Juan Francisco Villarreal-Chiu¹, Julio Cesar Beltran-Rocha¹,
Claudio Guajardo-Barbosa¹, Carlos Jesus Castillo-Zacarias^{1,3}, Sergio Gomez-Salazar⁴,
Eulogio Orozco-Guareno⁴

¹Autonomous University of Nuevo Leon, (Universidad Autonoma de Nuevo León),
Biotechnology and Nanotoxicology Research Center (CIBYN), Mexico

²Basic Science and Engineering Division,
Metropolitan Autonomous University – Azcapotzalco Unit, Mexico

³Monterrey Technological Institute of Higher Studies
(Instituto Tecnológico y de Estudios Superiores de Monterrey) Mexico

⁴Exact Sciences and Engineering University Center (CUCEI).
University of Guadalajara, Mexico

*Corresponding author's e-mail: ulrico.lopezchk@uanl.edu.mx

Keywords: cadmium, Chloride-complexes, root surface area, leaf surface area, hydroponics, Biotic Ligand Model

Abstract: A hydroponic trial was conducted to study the effect of chloride salinity in simulated effluent on Cd accumulation by tobacco. Leaf surface area (LSA) and root surface area (RSA) measurements were incorporated as possible determinants of Cd uptake rate by plants. Results showed that individual plant differences in Cd content were normalized when including RSA to express Cd uptake rates by plants but not including LSA. A biotic ligand model (BLM) fitted to predict Cd uptake, estimated active and almost linear uptake of the free Cd²⁺ ion by tobacco plants, while virtually no changes in the chloride complex (CdCl⁺) uptake were predicted, presumably due to a rapid saturation of the hypothetical root sorption sites at the concentrations used in this trial. *Nicotiana tabacum* var. K326 is evidenced to be a species potentially suitable for biological wastewater treatment using rhizofiltration at concentrations commonly found in salt-affected wastewater, with high Cd accumulation (185 to 280 mg/kg_{d.m.}) regardless of water salinity and tolerance up to 80 mmol/L NaCl.

Introduction

Since metal pollution affects the quality of drinking water, great efforts have been made in the last two decades to reduce pollution of water resources by wastewater discharges in order to contribute to environmental sustainability (goal 6 of the Sustainable Development Goals) (UN 2021). A promising cost-effective alternative to conventional clean-up methods is rhizofiltration, a phytotechnology in which plants grown in water absorb, concentrate and precipitate potentially toxic metals (such as Cd) from polluted effluents (Yadav et al. 2015). On the other hand, salinity has been shown to affect numerous bioprocesses applied to wastewater treatments such as biodegradation (He et al. 2011a) and biosorption (Green-Ruiz et al. 2008) but the effects of salinity on rhizofiltration are still poorly understood.

In general, the free uncomplexed cadmium ion (Cd²⁺) form has been widely reported to be the determinant for phytoavailability

by plants (e.g. Elouear et al. 2014). In a previous hydroponic trial maintaining constant Cd²⁺ in solution, it has been demonstrated that chloride salinity greatly influenced both Cd speciation in solution and Cd accumulation in *Brassica juncea* (López-Chuken and Young 2005) due to the formation, increased diffusion and uptake of the positively charged ion CdCl⁺ ion (Wegler-Beaton et al. 2000). In a rhizofiltration system where all Cd in solution is uncomplexed in the absence of Cl⁻, it would be reasonable to assume that the individual uptake characteristics of the free Cd²⁺ ion by tobacco plants could be isolated to then extrapolate them to a system where equivalent Cd²⁺ ion activities are in the presence of CdCl⁺ complexes, notwithstanding variation in ionic strength.

Plants used for rhizofiltration should be able to tolerate and accumulate the target metals in high amounts. Recent reports using *Populus x canescens* have suggested that Cd tolerance, uptake and detoxification are tissue-specific (He et al. 2011b, 2013, 2015). For the present rhizofiltration trial,

tobacco (*Nicotiana tabacum* var., K326) was chosen due to its easy adaptation to hydroponic conditions, in conjunction with high production of biomass and high transpiration rates from leaves. Tobacco plants have been shown to accumulate Cd from agricultural soil (Lin et al. 2016) and to develop large hairy roots when cultivated under hydroponic conditions (Candelario-Torres 2014) suggesting its potential use to treat metal-affected waste water. In contrast to some other plants, tobacco plants, having big leaves that can reach up to 60 cm length, offer the possibility of expressing Cd uptake as a function of the leaf surface area (LSA). For these reasons, the present study was aimed to (A) investigate the effect of CdCl⁺ complexes activity on Cd uptake by tobacco under conditions of variable Cd²⁺ activity, incorporating measurements of LSA and root surface area (RSA) as possible determining factors of Cd uptake by tobacco, and (B) fitting a biotic ligand model (BLM) to predict Cd uptake using datasets with variation in Cd²⁺ activity in the presence or absence of CdCl-complexes.

Methodology

Experimental Design

Seeds of *N. tabacum* var. K326 were germinated in peat-moss and irrigated for 7 weeks with a complete nutrient solution (pH = 4.9) containing KNO₃ 10 mM, KH₂PO₄ 2 mM, MgSO₄•7H₂O 4 mM, Ca(NO₃)₂•4H₂O 13 mM, H₃BO₃ 92 μM, MnCl₂•4H₂O 18.3 μM, ZnSO₄•7H₂O 1.53 μM, CuSO₄•5H₂O 640 nM, (NH₄)₆Mo₇O₂₄•4H₂O 30 nM, FeSO₄•7H₂O/Na₂EDTA 40 μM. After this period, seedlings selected for homogeneity (average height 12.78cm ± 1.89, n=36) were thoroughly washed with deionized water and transplanted to a 27.5-L hydroponic tray filled with aerated 12.5 mM Ca(NO₃)₂ solution for another week. One plant was transplanted per experimental rhizofiltration pot (800 mL filled with aerated 12.5 mM Ca(NO₃)₂ solution), and treatments (Table 1) were applied at the same time. These treatments were chosen to be at concentrations commonly found in salt-affected wastewater (Li et al. 2002).

Treatment solutions were replaced after initial 12 hours to allow for rapid Cd depletion caused by an assumed initial

equilibration between the root cation exchange sites and the treatment solutions. In order to maintain constant Cd concentrations in the Cd-treated solutions throughout the exposure time of the plants, 5 mL samples from the treatment cups were taken at the intervals of 4, 6, 11 and 12 days after treatment and, following analysis, Cd concentrations in the nutrient solutions were immediately replenished to return the solutions to the original concentrations shown in Table 1. Plants were harvested after 12 days' growth in treatment solutions. The trial was conducted under glasshouse controlled conditions (16 h, 26°C / 8 h, 24°C during day/night, respectively).

Nutrient Solution and Plant Analysis

Immediately after solution sampling, pH was measured. After harvest, shoots and intact root systems were cut apart at the transition point between the hypocotyl and root and washed thoroughly with deionized water. Roots were additionally desorbed in a 5 mM CaCl₂ solution and excess water removed (blotted) before analyses. Plant roots were analyzed for RSA using the software WinRIZHO[®] (Regent Instruments, Inc.) which is an image analysis system specifically designed for root measurement in different forms (e.g., morphology, topology, architecture, color). Additionally, the leaf surface area (LSA, cm²) for each individual plant was measured assuming rhomboid-shaped leaves based in a non-destructive methodology (Pandey and Singh 2011). Measurements of the LSA were undertaken both before treatment application and after harvest, in order to determine changes during treatment exposure and express Cd uptake by tobacco plants including LSA as a possible determinant of uptake rate. Fresh and dry biomass was determined. Plant material was finely milled prior to digestion in hot concentrated HNO₃ and the analysis of Cd was conducted by Flame Atomic Absorption Spectrometry (F-AAS) (Varian[®] Australia Ltd.) or Graphite Furnace Atomic Absorption Spectrometry (GF-AAS) (Varian[®] Australia Ltd.) depending on concentrations.

Modeling Cd uptake by tobacco with a 'BLM'

Metal uptake by plants was modeled using a 'biotic ligand model' (BLM) based on the one widely described by López-

Table 1. Rhizofiltration experimental design: Cadmium concentration (added as Cd(NO₃)₂•4H₂O) and predicted speciation as modeled by WHAM-VI in a 12.5 mM Ca(NO₃)₂ solution containing different NaCl concentrations

Treatment		Activity (nM)			
NaCl (mM)	Cd (μM)	Ionic strength	(Cd ²⁺)	(CdCl ⁺)	(CdCl ₂ ⁽⁰⁾)
0	0.36	0.03	193	0.15	0.00
	0.55	0.03	299	0.24	0.00
	0.72	0.03	390	0.31	0.00
	0.89	0.03	482	0.39	0.00
40	1.25	0.07	193	576	75
	1.93	0.07	298	889	116
	2.53	0.07	391	1166	152
	3.12	0.07	482	1438	187
80	2.24	0.11	193	1098	273
	3.47	0.11	299	1701	423
	4.54	0.11	391	2226	553
	5.59	0.11	481	2741	681

-Chuken et al. (2010). This approach has proven advantages in studies dealing with metal accumulation by plants since it assumes initial sorption of free metal ions (e.g. Cd^{2+}), or defined metal complex species (e.g. CdCl^+) from solution (or soil pore water) onto hypothetical plant root sorption sites considering competition between cations and protons for sorption sites.

This specific experiment was intended to implement the BLM to separately model Cd uptake by tobacco as a function of the free ion Cd^{2+} and the CdCl^+ complexes as modeled by WHAM (VI). In this way, the Cd uptake constants for the free ion Cd^{2+} , (using Cd uptake data from Cl^- -free treatments), and subsequently of the CdCl^+ complex (using data from the 40 and 80 mM Cl^- treatments) could be independently determined. This approach was intended to enable the independent fitting of ion reaction constants.

Data Quality Measurements

All treatments were replicated three-fold in a randomized block design. Plant and solution variables were analyzed using ANOVA/Tukey's test. The Kruskal-Wallis/MSD (minimum significant difference) test was used. Data were not normally distributed according to the Anderson-Darling data normality test. A standard reference material (1573a tomato leaves by the National Institute of Standards and Technology (NIST), Gaithersburg, MD, USA), containing a certified concentration of Cd ($1.52 \text{ mg/kg} \pm 3\%$) was used to ensure the quality of the data. This quality standard was run with each plant digestion batch and averaged $1.48 \pm 0.08 \text{ mg/kg}$ over the whole trial. For all analyses, blanks and known standard samples were analyzed to ensure consistency. If these standards disagreed ($\geq 5\%$), the analysis was repeated.

Results and Discussion

Cadmium speciation in nutrient solution

As suspected, a rapid initial decrease (9.97%) in the average Cd concentrations in solution was observed during the first 12 h caused by an immediate approach to a pseudo-equilibrium state between root surface sorption sites (and onto the experimental pots internal surface) and the treatment solutions. On the other hand, after the treated solutions were replaced and Cd concentrations were replenished 4, 6 and 11 days after treatment, only a low variation ($\pm 4.23\%$) for the rest of the 12 days rhizofiltration trial was detected. The simplification of the nutrient solution (containing only 12.5 mM $\text{Ca}(\text{NO}_3)_2$) used for this experiment ensured that virtually all ($>99.9\%$) Cd present in solution was computed to be either as Cd^{2+} , CdCl^+ or the uncharged CdCl_2^0 complex, while minimal organic Cd-complexation in the nutrient solution was calculated (<0.01 of the total Cd) as modelled by WHAM-VI. The calculated post-trial activities of Cd^{2+} (Fig 1.) were kept convincingly constant between replicates, in spite of a noticeable general decrease ($20.0\% \pm 0.84$) compared to the original calculated pre-trial activities (Table 1). This could be reasonably attributable to insufficient precision caused by manual adjustments of Cd in treatment solutions in each sampling time and also to a rapid approach to a pseudo equilibrium state between root surface sorption sites (and onto the experimental pots internal surface) and the treatment solutions (López-Chuken et al. 2012). On the other hand, the activities of the

NaCl -treated solutions CdCl^+ and CdCl_2^0 increased ($P < 0.01$) with increasing Cl^- concentrations (Fig. 1).

Plant development and biomass

The 36 tobacco plants used for this trial weighed within the range of $13.1 \text{ g} \pm 0.38$ (fresh biomass) when treatments were applied. The treatments had no statistical effect ($P > 0.05$) on shoot and root biomass, indicating both good tolerance of tobacco plants to Cd and salinity. Similarly, the treatments had no statistical effect ($P > 0.05$) on RSA (total average $111.0 \text{ cm}^2 \pm 16.2$, $n=36$). The LSA values had an initial average value of 207.1 cm^2 ($n=36$) and showed an average increment of 20.8 during the trial period. Erdem et al. (2012) reported antagonistic effects of Cd on 2 cultivars of tobacco yield (up to 39.2% reductions) when added to soil at concentrations up to 10 mg/kg, however, there is a lack of the available literature data on Cd-affected tobacco yield under hydroponic culture to compare our results.

Plant Cd concentrations

Tobacco is regarded as an efficient accumulator of Cd in its tissues (Lugon-Moulin et al. 2004) and may well be suitable for rhizofiltration because they produce longer, extensive, often fibrous root systems with large surface areas for metal sorption (López-Chuken & Young 2010) from wastewater effluents. In our study, the Cl^- treatments led to significant but irregular differences in Cd uptake among tobacco plants (ranging from 185 to 280 mg/kg) ($P < 0.05$). In general, Cd uptake by tobacco plants was consistently better explained by the activity of the CdCl^+ -complexes in solution compared to the activity of the free ion Cd^{2+} , and the best correlations were obtained when expressing Cd uptake by plants per unit of RSA ($\mu\text{mol/m}^2$ root) (correlation coefficient $R = 0.39$, $P < 0.05$). Similar tendencies have been found in wheat (Berkelaar and Hale 2000) and maize (López-Chuken and Young 2010) as differences between Cd accumulations were reduced when expressing Cd uptake as $\mu\text{g/cm}^2$ RSA.

The disruption of plant water status after Cd exposure has been addressed in a number of studies (e.g. Perfus-Barbeoch et al. 2002), showing a decrease in transpiration, as well as reduction of the moisture content (Wani et al. 2005). Reduced transpiration may result from reduced LSA caused by decreased leaf growth (Durand et al. 2010, Garg and Chandel 2012). Nevertheless, it has been also shown that in the presence of toxic metals (i.e. Cd), some plants are capable of coping with reduced evapotranspiration by increasing the stomatal density on leaf surface (Hetherington and Woodward 2003), which is thought to be an evolutionary adaptation of plants to environmental stress (Xu and Zhou 2008). Conversely, for the current trial, including LSA to express Cd uptake by plants resulted in a very weak correlation with any form of Cd in solution ($R = -0.06$ to 0.4 , $P > 0.05$), thus suggesting that mechanisms controlling Cd uptake by tobacco plants under the current experimental conditions were independent of leaf morphology and/or evapotranspiration rate.

Figure 1 shows a consistent increase ($P < 0.05$) in the Cd uptake rate ($\mu\text{mol/m}^2$ root) by tobacco plants calculated when the free Cd^{2+} ion was the only Cd ion species in solution (i.e. 0 mM Cl^- treatments). However, when Cd- Cl^- -complexes were present in the nutrient solution (40 and 80 mM Cl^- treatments),

an initial increase in Cd uptake over equivalent Cd^{2+} concentrations for both Cl^- treatments was modelled followed by no further significant variation (Fig. 1). While the increase in Cd uptake from both Cl^- treatments at low Cd levels gives indication of CdCl^+ uptake, the lack of further Cd uptake with increasing Cd concentration and the similar trend followed by both the 40 and 80 mM Cl^- concentration treatments strongly suggest that at both Cl^- levels, the root sorption sites for CdCl^+ complexes were saturated (see later in Fig. 3). Therefore, further increase in the activity of CdCl^+ -complexes in solution was not reflected in greater Cd uptake by plants. This suggests that after this assumed saturation point, Cd-Cl-complexes are not being taken up with the same efficiency as the free ion Cd^{2+} (Fig. 1).

Testing a biotic ligand model 'BLM'

The best-fit BLM predicting the uptake of Cd by tobacco plants was parameterized (equation 1) including the Cd^{2+} and CdCl^+ activity (as it was shown to be the principal determinant for Cl^- -enhanced Cd uptake by tobacco plants (López-Chuken et al. 2012)) and expressed as $\mu\text{mol}/\text{m}^2$ of root (Fig. 2).

$$Cd_{Tobacco} = \frac{KtRt_{Cd^{2+}}(Cd^{2+})}{1 + K_{Cd^{2+}}(Cd^{2+})} + \frac{KtRt_{CdCl^+}(CdCl^+)}{1 + K_{CdCl^+}(CdCl^+)} \quad (\text{eq. 1})$$

This BLM formulation assumed two root sorption sites (R_i), $K_{Cd^{2+}}$ and K_{CdCl^+} are the absorption reactions for the (Cd^{2+}) and (CdCl^+) respectively, and ' K_iR_i ' is a proportionality constant which expresses the assumption that metal concentrations in plant shoots reflect the concentration of metal ions adsorbed on root sites (*i.e.* Cd^{2+} and CdCl^+) integrated over the growing time of the plant, in this case meaning no competition between Cd^{2+} and CdCl^+ for the same sorption sites at root level (López-Chuken and Young 2010).

For the present dataset, the constants describe Cd^{2+} uptake that resulted from modeling Cd uptake by tobacco plants ($\mu\text{mol Cd}/\text{m}^2$ of root) at 0 mM NaCl were $KtRt_{Cd^{2+}} = 7.97 \times 10^8$ and $K_{Cd^{2+}} = 5.40 \times 10^6$. A strong regression coefficient for the Cd^{2+}

uptake modeling was obtained ($R^2 = 0.92$) ($P < 0.05$) (Fig. 2; filled circles). Modeling CdCl^+ uptake from the 40 and 80 mM NaCl treatments resulted in the constants $KtRt_{CdCl^+} = 2.48 \times 10^{11}$ and $K_{CdCl^+} = 1.65 \times 10^{10}$. A correlation coefficient of $R = 0.56$ ($P < 0.05$) between the measured and modeled Cd in shoots ($\mu\text{g}/\text{cm}^2$ of root) was observed for the best-fit BLM (Fig. 2).

Again, the greater scatter associated with data from the Cl^- treatments arises primarily because the uptake rate of the CdCl^+ complex is assumed to be close to maximal across the range of conditions. In the context of the BLM this would be interpreted as implying that the occupancy of the sites associated with CdCl^+ uptake are close to saturation.

Figure 3 illustrates the hypothetical Cd uptake by tobacco plants when using the Cd^{2+} and CdCl^+ uptake constants resulting from the best-fit BLM (equation 1 and Fig. 2). According to the parameterized BLM resolved from the data, the uptake of Cd^{2+} would continue to higher concentrations than the uptake of the CdCl^+ complex (*i.e.* uptake sites are saturated at $15.03 \mu\text{mol m}^{-2}$ root in the case of the latter). The lack of variation on Cd uptake rates with varying activity of CdCl^+ in solution may explain the considerable scatter shown in the best-fit BLM (Fig. 2) when including uptake of Cd complexes. While other studies have found exceptions to the BLM when including various Metal^{2+} -ligand combinations (Berkelaar and Hale 2003), we demonstrated, under this hypothetical scenario, that the levels of chloride (or CdCl^+) chosen appeared to saturate the uptake rate of this complex, which could be translated, for rhizofiltration purposes and under the present conditions, that after roots become saturated with metals, plants can be harvested for further treatment/disposal (Sas-Nowosielska et al. 2004).

Conclusions

- Root surface area (RSA) was found to be an important source of variation of Cd accumulation, while leaf surface area (LSA) had little influence on mechanisms controlling Cd uptake by tobacco plants.

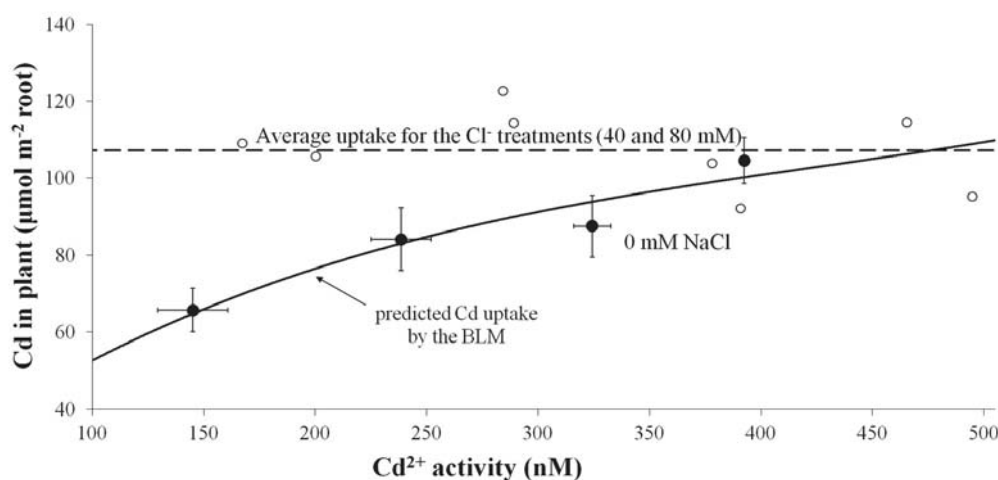


Fig. 1. Relationship between the Cd uptake rate ($\mu\text{mol}/\text{m}^2$ root) in *Nicotiana tabacum* var. K326 plants and the modeled activity of the free ion Cd^{2+} in nutrient solution with no added Cl^- (●). The Cd uptake rates within the Cl^- -free treatments were statistically different ($P < 0.05$). Values are means of replicates ($n=3$) with standard error bars. The solid line shows predicted uptake rates by plants at 0 mM Cl^- based on the BLM parameterisation shown in equation 1. Cadmium uptake rates from the Cl^- treatments (○) were not affected ($P < 0.05$) and the average Cd uptake rate from these treatments is illustrated with the broken line.

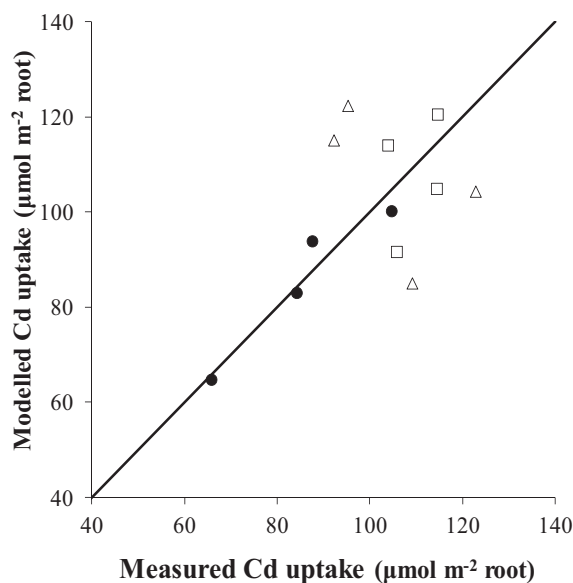


Fig. 2. Cadmium uptake ($\mu\text{mol m}^{-2}$ of root) by tobacco (whole plants) modeled by the BLM assuming two absorption sites for Cd^{2+} and CdCl^+ ions respectively. Values are means of the replicates ($n=3$). The solid line represents a 1:1 relation.

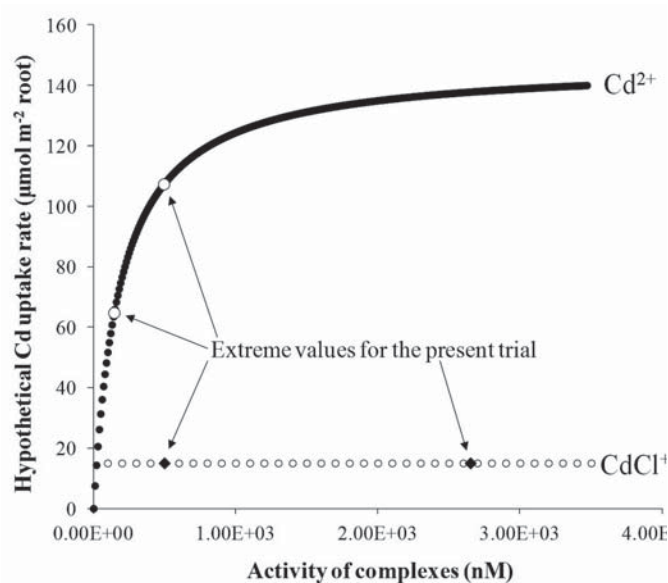


Fig. 3. Hypothetical uptake ($\mu\text{mol m}^{-2}$ of root) of Cd^{2+} and CdCl^+ by *Nicotiana tabacum* var. K326 plants using the Cd^{2+} and CdCl^+ uptake constants resulting from the best-fit BLM (equation 1 and Fig. 2). The actual experimental activity values (nM) for the free ion Cd^{2+} and the predominant Cd-Cl-complex (CdCl^+) are shown between arrows.

- A systematic improvement of the predicted Cd uptake in tobacco plants ($\mu\text{mol/m}^2$ root) by the BLM was achieved when Cd^{2+} and CdCl^+ uptakes were separately modeled. An active and almost linear uptake of the free Cd^{2+} ion by tobacco plants was predicted while virtually there were no changes in CdCl^+ uptake within the range of activities present in solution, indicating that CdCl^+ saturated the hypothetical root sorption sites at the concentrations used in this rhizofiltration trial.
- *Nicotiana tabacum* var. K326 was evidenced to be a potential species suitable for biological wastewater treatment using rhizofiltration. In simultaneous Cd and salt-affected effluents, tobacco showed to have a high Cd accumulation rate (185 to 280 mg/kg) while showing non-statistically significant decrease on biomass productivity caused by Cd and/or water salinity ($P>0.05$).

References

- Berkelaar, E., & Hale, B. (2000). The relationship between root morphology and cadmium accumulation in seedlings of two durum wheat cultivars, *Canadian Journal of Botany*, 78, 3, pp. 381–387, DOI: 10.1139/b00-015.
- Berkelaar, E., & Hale, B. (2003). Cadmium accumulation by durum wheat roots in ligand buffered hydroponic culture: uptake of Cd ligand complexes or enhanced diffusion? *Canadian Journal of Botany*, 81, 7, pp. 755–763, DOI: 10.1139/b03-061.
- Elouear, Z., Bouhamed, F., & Bouzid, J. (2014). Evaluation of different amendments to stabilize cadmium, zinc, and copper in a contaminated soil: Influence on metal leaching and phytoavailability, *Soil and Sediment Contamination: An International Journal*, 23(6), 628–640.
- Candelario-Torres, M.F. (2014). Rhizofiltration of metal polluted effluents by *Nicotiana tabacum*, M.Sc. diss., *Universidad Autonoma de Nuevo Leon* (in spanish), pp. 1–63.
- Durand, T.C., Hausman, J.F., Carpin S., Alberic, P., Baillif, P., Label, P. & Morabito, D. (2010). Zinc and cadmium effects on growth and ion distribution in *Populus tremula* × *Populus alba*, *Biologia Plantarum*, 54, 1, pp. 191–194, <http://link.springer.com/article/10.1007/s10535-010-0033-z>
- Elouear, Z., Bouhamed, F., & Bouzid, J. (2014). Evaluation of different amendments to stabilize cadmium, zinc, and copper in a contaminated soil: Influence on metal leaching and phytoavailability, *Soil and Sediment Contamination: An International Journal*, 23, 6, pp. 628–640, <http://www.tandfonline.com/doi/abs/10.1080/15320383.2014.857640>.
- Erdem, H., Kinay, A., Öztürk, M. & Tutuş, Y. (2012). Effect of cadmium stress on growth and mineral composition of two tobacco cultivars, *Journal of Food, Agriculture and Environment*, 10, 1, pp. 965–969, https://www.researchgate.net/publication/279481916_Effect_of_cadmium_stress_on_growth_and_mineral_composition_of_two_tobacco_cultivars.
- Garg, N., & Chandel, S. (2012). Role of arbuscular mycorrhizal (AM) fungi on growth, cadmium uptake, osmolyte, and phytochelatin synthesis in *Cajanus cajan* (L.) Millsp. under NaCl and Cd stresses, *Journal of Plant Growth Regulation*, 31, 3, pp. 292–308, DOI: 10.1007/s00344-011-9239-3.
- Green-Ruiz, C., Rodriguez-Tirado, V. & Gomez-Gil, B. (2008). Cadmium and zinc removal from aqueous solutions by *Bacillus jeotgali*: pH, salinity and temperature effects, *Bioresource Technology*, 99, 9, pp. 3864–3870, DOI: 10.1016/j.biortech.2007.06.047.
- He, J.G., Liu, F., Han, B.P., Zhao, B.W. & Liu, J. (2011a). Treatment of tannery wastewater with salt tolerant bacteria basing on different culture mediums, *Advanced Materials Research*, 403–408, 1, pp. 625–633, DOI: 10.4028/www.scientific.net/AMR.403-408.625

- He, J., Qin, J., Long, L., Ma, Y., Li, H., Li, K., & Luo, Z.B. (2011b). Net cadmium flux and accumulation reveal tissue-specific oxidative stress and detoxification in *Populus × canescens*, *Physiologia Plantarum*, 143, 1, pp. 50–63, DOI: 10.1111/j.1399-3054.2011.01487.x.
- He, J., Li, H., Luo, J., Ma, C., Li, S., Qu, L., & Luo, Z.B. (2013). A transcriptomic network underlies microstructural and physiological responses to cadmium in *Populus × canescens*, *Plant Physiology*, 162, 1, pp. 424–439, DOI: 10.1104/pp.113.215681.
- He, J., Li, H., Ma, C., Zhang, Y., Polle, A., Rennenberg, H. & Luo, Z.B. 2015. Overexpression of bacterial γ -glutamylcysteine synthetase mediates changes in cadmium influx, allocation and detoxification in poplar, *New Phytologist*, 205, 1, pp. 240–254, DOI: 10.1111/nph.13013.
- Hetherington, A.M., & Woodward, F.I. (2003). The role of stomata in sensing and driving environmental change, *Nature*, 424, 6951, pp. 901–908, <http://www.nature.com/nature/journal/v424/n6951/abs/nature01843.html>.
- Li, X., Ding, F., Lo, P. & Sin, S. (2002). Electrochemical disinfection of saline wastewater effluent, *Journal of Environmental Engineering*, 128, 8, pp. 697–704, [http://dx.doi.org/10.1061/\(ASCE\)0733-9372\(2002\)128:8\(697\)](http://dx.doi.org/10.1061/(ASCE)0733-9372(2002)128:8(697)).
- Lin, B., Gao, H., & Lai, H. (2016). Spatial Characterization of Arsenic, Cadmium, and Lead Concentrations in Tobacco Leaves and Soil, *Analytical Letters*, 49, 10, pp. 1622–1630, DOI: 10.1080/00032719.2015.1113419.
- López-Chuken, U.J. & Young, S.D. (2005). Plant Screening of Halophyte Species for Cadmium Phytoremediation, *Zeitschrift für Naturforschung C*, 60, 3–4, pp. 236–243, PMID:15948589).
- López-Chuken, U.J. & Young, S.D. (2010). Modelling sulphate-enhanced cadmium uptake by *Zea mays* from nutrient solution under conditions of constant free Cd^{2+} ion activity, *Journal of Environmental Sciences*, 22, 7, pp. 1080–1085, DOI: 10.1016/S1001-0742(09)60220-5.
- López-Chuken, U.J., Young, S.D. & Guzman-Mar, J.L. (2010). Evaluating a ‘biotic ligand model’ applied to chloride-enhanced Cd uptake by *Brassica juncea* from nutrient solution at constant Cd^{2+} activity, *Environmental Technology*, 31, 3, pp. 307–318, DOI: 10.1080/09593330903470685.
- López-Chuken, U.J., López-Domínguez, U., Parra-Saldivar, R., Moreno, E., Hinojosa, L., Guzmán-Mar, J.L. & Olivares-Sáenz, E. (2012). Implications of chloride-enhanced Cd uptake in (saline) agriculture: modeling Cd uptake by maize and tobacco, *International Journal of Environmental Science and Technology*, 9, 1, pp. 69–77, DOI: 10.1007/s13762-011-0018-2.
- Lugon-Moulin, N., Zhang, M., Gadani, F., Rossi, L., Koller, D., Krauss, M. & Wagner, G.J. (2004). Critical review of the science and options for reducing cadmium in tobacco (*Nicotiana tabacum* L.) and other plants, *Advances in Agronomy*, 83, 1, pp. 111–118, DOI: 10.1016/S0065-2113(04)83003-7.
- Pandey, S.K., & Singh, H. (2011). A Simple, Cost-Effective Method for Leaf Area Estimation, *Journal of Botany*, 2011, pp. 1–6, <http://dx.doi.org/10.1155/2011/658240>.
- Perfus-Barbeoch, L., Leonhardt, N., Vavasseur, A., & Forestier, C. (2002). Heavy metal toxicity: cadmium permeates through calcium channels and disturbs the plant water status, *The Plant Journal*, 32, 4, pp. 539–548, DOI: 10.1046/j.1365-313X.2002.01442.x.
- Sas-Nowosielska, A., Kucharski, R., Małkowski, E., Pogrzeba, M., Kuperberg, J., & Kryński, K. (2004). Phytoextraction crop disposal – an unsolved problem, *Environmental Pollution*, 128, 3, pp. 373–379, https://www.researchgate.net/publication/8922038_Phytoextractioncrop_Disposal-an_Unsolved_Problem.
- Tipping, E., Rey-Castro, C., Bryan, S.E., & Hamilton-Taylor, J. (2002). “Al^(III) and Fe^(III) binding by humic substances in freshwaters, and implications for trace metal speciation, *Geochimica et Cosmochimica Acta*, 66, 18, pp. 3211–3224, DOI: 10.1016/S0016-7037(02)00930-4.
- United Nations. (2021). “Sustainable Development Goals.” Accessed 27 February 2021, <https://www.un.org/sustainabledevelopment/sustainable-development-goals/>.
- Wang, X., Cheng, S., Zhang, X., Li, X. & Logan, B.E. (2005). Impact of salinity on cathode catalyst performance in microbial fuel cells (MFCs), *International Journal of Hydrogen Energy*, 36, 21, pp. 13900–13906, DOI: 10.1016/j.ijhydene.2011.03.052.
- Wani, P.A., Khan, M.S. & Zaidi, A. (2005). Toxic effects of heavy metals on germination and physiological processes of plants.” In: Toxicity of heavy metals to legumes and bioremediation, edited by A. Zaidi, P.A. Wani, & Khan M.S. Springer, Netherlands, pp. 45–66, DOI: 10.1007/978-3-7091-0730-0.
- Weggler-Beaton, K., McLaughlin, M.J., & Graham, R.D. (2000). Salinity increases cadmium uptake by wheat and Swiss chard from soil amended with biosolids, *Australian Journal of Soil Research*, 38, 1, pp. 37–45, DOI: 10.1071/SR99028.
- Xu, Z., & Zhou, G. (2008). Responses of leaf stomatal density to water status and its relationship with photosynthesis in a grass, *Journal of Experimental Botany*, 59, 12, pp. 3317–3325, DOI: 10.1093/jxb/ern185.
- Yadav, A.K., Pathak, B., & Fulekar, M.H. (2015). Rhizofiltration of Heavy Metals (Cadmium, Lead and Zinc) From Fly Ash Leachates Using Water Hyacinth (*Eichhornia crassipes*), *International Journal of Environment*, 4, 1, pp. 179–196, DOI: 10.3126/ije.v4i1.12187.