

10.24425/acs.2022.142850

Archives of Control Sciences
Volume 32(LXVIII), 2022
No. 3, pages 589–605

Design a robust quantitative feedback theory controller for cyber-physical systems: ship course control problem

Ali Soltani Sharif ABADI, Pooyan Alinaghi HOSSEINABADI, Andrew ORDYS
and Michael GRIMBLE

One of the most critical problems in all practical systems is the presence of uncertainties, internal and external disturbances, as well as disturbing noise, which makes the control of the system a challenging task. Another challenge with the physical systems is the possibility of cyber-attacks that the system's cyber security against them is a critical issue. The systems related to oil and gas industries may also be subjected to cyber-attacks. The subsets of these industries can be mentioned to the oil and gas transmission industry, where ships have a critical role. This paper uses the Quantitative Feedback Theory (QFT) method to design a robust controller for the ship course system, aiming towards desired trajectory tracking. The proposed controller is robust against all uncertainties, internal and external disturbances, noise, and various possible Deception, Stealth, and Denial-of-Service (DOS) attacks. The robust controller for the ship system is designed using the QFT method and the QFTCT toolbox in MATLAB software. Numerical simulations are performed in MATLAB/Simulink for two case studies with disturbances and attacks involving intermittent sinusoidal and random behavior to demonstrate the proposed controller.

Key words: quantitative feedback theory, Denial-of-Service, robust control, cyber-physical systems

Copyright © 2022. The Author(s). This is an open-access article distributed under the terms of the Creative Commons Attribution-NonCommercial-NoDerivatives License (CC BY-NC-ND 4.0 <https://creativecommons.org/licenses/by-nc-nd/4.0/>), which permits use, distribution, and reproduction in any medium, provided that the article is properly cited, the use is non-commercial, and no modifications or adaptations are made

A.S.S. Abadi (corresponding author, e-mail: ali.soltani_sharif_abadi.dokt@pw.edu.pl, ali.abadi@pw.edu.pl) and A. Ordys (e-mail: andrzej.ordys@pw.edu.pl) are with Institute of Automatic Control and Robotics, Faculty of Mechatronics, Warsaw University of Technology, Warsaw, Poland.

P.A. Hosseinabadi (e-mail: p.alinaghi_hosseinabadi@adfa.edu.au) is with School of Engineering and Information Technology, The University of New South Wales, Canberra, ACT, Australia.

M. Grimble (e-mail: m.j.grimble@strath.ac.uk) is with Department of Electronic and Electrical Engineering, University of Strathclyde Glasgow, United Kingdom.

Andrew Ordys acknowledges support from National Agency of Academic Exchange (NAWA), "Polish Returns", grant No: PPN/PPO/2018/1/00063/U/00001.

Ali Soltani Sharif Abadi acknowledges support from Warsaw University of Technology (WUT), grant No: 504440200003.

Received 25.04.2022. Revised 15.08.2022.

1. Introduction

One area often threatened by cyber-attacks is the oil and gas industry. The economies in many countries are highly dependent on the oil and gas field production. The research, therefore, needs to address the security threats to overcome this problem. Ships play an essential role in the oil and gas industry, and their security protection is critical [1]. Several attacks (such as DOS attacks, Deception attacks, Stealth attacks, etc.) can occur on the physical systems, which can cause interference with the system control process [2–5]. The DOS attack causes interference in sensors' reception and data transmission [6]. A Deception attack occurs on the plant and can involve stealing data and generating an error in the system data [7]. A Stealth Attack on sensors causes interference with the measurement process of the system [7]. Figure 1 shows the impact and location of attacks on a system.

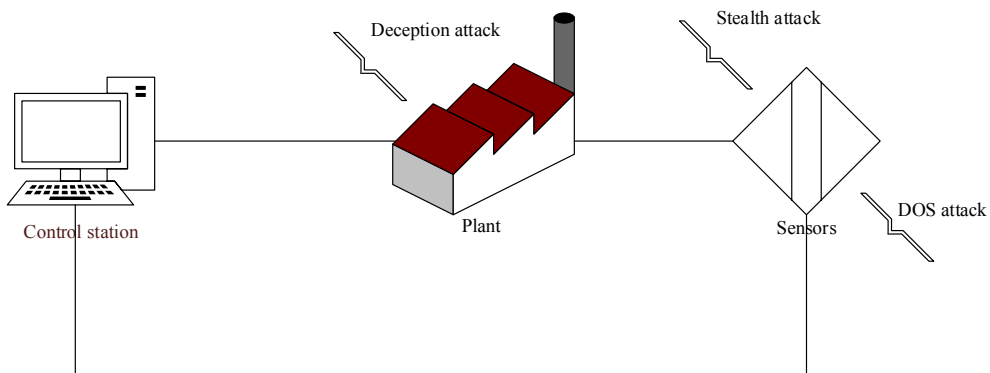


Figure 1: Various attacks in the physical systems

Cyber-Physical Systems (CPS) have become a critical issue with many groups having a malevolent intent [8–10]. This issue has been introduced as a branch of science by incorporating three science of control, communications, and computing [7]. Power systems, transportation systems, industrial networks, and communication systems involve such systems [11–15]. In [16], energy systems have been controlled using a hybrid adaptive law. In [17], the control of the Traffic Light has been investigated as a CPS application. In [18], the CPS control has been addressed with an application in smart grid and in [19], Multi-Agent Systems have been evaluated.

Uncertainties, internal and external disturbances, and measurement noise in most physical systems are unavoidable. Robust control methods are available to eliminate the effects of this type of phenomenon, such as Sliding Mode Control (SMC) [20–23], adaptive control [24–27] as well as H_2 and H_∞ methods [28, 29]. The SMC is one of the robust control methods which is used for control of different

applications [30–33]. One of the studies in the field of robust control is published by Vesely and Osysky, in this study, two robust control methods are introduced which are useful for Single-Input-Single-Output and Multi-Input-Multi-Output systems [34]. In [35] an optimal control technique is presented. This method is tested for the robust control of an aircraft subject [35].

Quantitative Feedback Theory (QFT) method is a robust control method which has been used for the control of various systems. This method was introduced by Professor Isaac Horwitz in 1963 and has been developed extensively in recent years. In [36], the QFT has been used for controlling an under-actuated hovercraft system. In [37], the fourth-order boost DC-DC converter has been controlled by this method. In [38], the non-diagonal controller has been designed for multi-input and multi-output systems. In the third section of the article, this control method is described.

In this paper, a control system is designed using QFT to control the ship for reference trajectory tracking in the presence of various uncertainties, internal and external disturbances, noise, and cyber-attacks. Then, two illustrative examples are provided to illustrate the evaluation of the proposed controller.

The remainder of this note is organized as follows. The second section describes the ship system's model and problem. In the third section, the QFT method is briefly introduced. In the fourth section, the controller for the ship system is designed. The fifth section tests the proposed controller in two modes of intermittent sinusoidal and random attacks, disturbances, and noises using MATLAB/Simulink. Finally, conclusions are drawn in the last section.

2. Ship cyber-physical system

2.1. Ship model

In [39–41], the Nomoto model ship system has been presented as follows

$$T\ddot{\psi} + \dot{\psi} = K\delta, \quad (1)$$

where T is the set of time constants, and K is the system gain. δ is the control input, and ψ is the pitch angle of the ship. The transfer function of the system can be written as follows

$$\frac{\psi(s)}{\delta(s)} = \frac{K}{s(1 + Ts)}. \quad (2)$$

The uncertainties of the system parameters are as $T \in [-107.59 - 199.81]$, $K \in [-0.0133 - 0.0247]$, and their nominal values are $T_0 = -153.7$, $K_0 = -0.019$.

2.2. Attacks, internal and external disturbances

In addition to the uncertainties described in the previous section, it is assumed that the proposed system is subjected to internal and external disturbances, noises, Deception, Stealth, and DOS attacks. This study aims to design a robust controller against all these attacks, disturbances, and noises using the QFT approach (see Fig. 2).

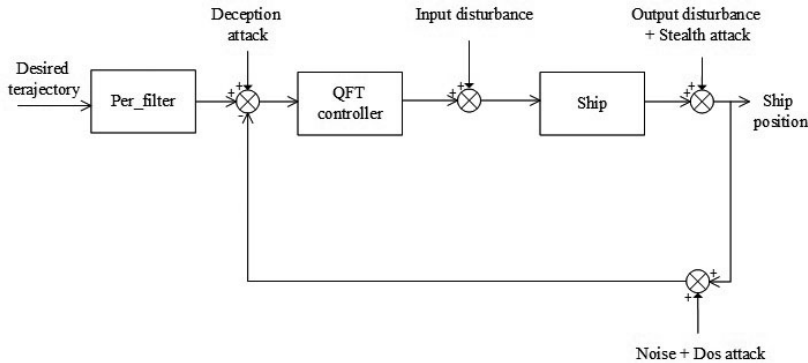


Figure 2: Ship system in the presence of a variety of disturbances and attacks

As shown in Fig. 2, various attacks and disturbances are considered. The controller and pre-filter are designed using the QFT control method to track the reference path and be robust against uncertainties, disturbances, noise, and various types of attacks.

The model considered for the external disturbances, noises, and possible attacks is described in (3).

$$\left\{ \begin{array}{l} \text{Input disturbances + Deception attack} = \frac{1}{0.107s^2 + 13.91s + 107}, \\ \text{Output disturbances + Stealth attack} = \frac{s}{s + 2}, \\ \text{Noise + DOS attack} = \frac{1}{138.3s + 1}. \end{array} \right. \quad (3)$$

Assuming the conditions stated, the controller and pre-filter for the ship system are designed by the QFT method in the next section.

3. Quantitative Feedback Theory (QFT) method

The QFT control method is a robust method for controlling physical systems. This method was presented by Horwitz in 1963 and has been developed in

subsequent years [42]. The Nichols charts are fundamental concepts for designing the QFT controllers. It makes it possible to design controllers that are robust against all kinds of noises, disturbances, and uncertainties [43]. The design by using the QFT method is step-by-step and has a regular design procedure.

The QFT method is based on system's phase and frequency. Initially, this control method was developed for Single-Input and Single-Output (SISO) systems. Horwitz and colleagues then generalized it to various non-linear systems, Multi-Input and Multi-Output (MIMO) systems, delayed systems, etc. [44].

To design the controller using the QFT method, the following steps usually are followed [45]:

- a) Determine the models of the desired tracking.
- b) Determine the models of the desired behavior of disturbances.
- c) Determine the set of system models that model system behavior for uncertain parameters.
- d) Specify the appropriate frequency range and plot uncertainty templates in the Nichols chart.
- e) Choose the nominal transfer function of the system
- f) Determine the boundary of system stability on the Nichols chart.
- g) Determine the tracking bound on the Nichols chart.
- h) Determine the disturbance bounds on the Nichols chart.
- i) Insert the desired bounds on the Nichols chart.
- j) Design of the nominal loop transfer function.
- k) Design the pre-filter.
- l) Analysis of the resulting design.

The steps above have become more accessible by using the recently developed toolboxes. Professor Mario Garcia-Sanz introduced the toolboxes such as QFT and QFTCT. This paper uses the QFTCT toolbox to perform the above steps.

4. Design QFT controller for ship CPS

In this section, the twelve design steps for the QFT method are followed for the ship system, and the QFTCT toolbox is used to simulate the steps.

Step 1: Determine the models of the desired tracking

The considered tracking models for the ship system in this paper are as Eq. (4)

$$T_{R_U} = \frac{0.6584s + 19.753}{s^2 + 4s + 19.753}, \quad (4)$$

$$T_{R_L} = \frac{120}{0.02s^4 + 1.34s^3 + 18.64s^2 + 84.4s + 120}.$$

Step 2: Determine the models of the behavior of disturbances.

The desired models are defined in Eq. (3).

Step 3: Determine the set of system models which model all system behaviors for uncertain parameters.

This set is described in Eq. (2) and the subsequent description.

Step 4: Specify the appropriate frequency range and plot uncertainty templates in the Nichols chart.

The considered frequency range for the design is as $\omega \in [0.001, 0.01, 0.05, 0.1, 0.5, 1, 5, 10, 50, 100, 1000]$. The uncertainty templates are plotted as the Fig. 3.

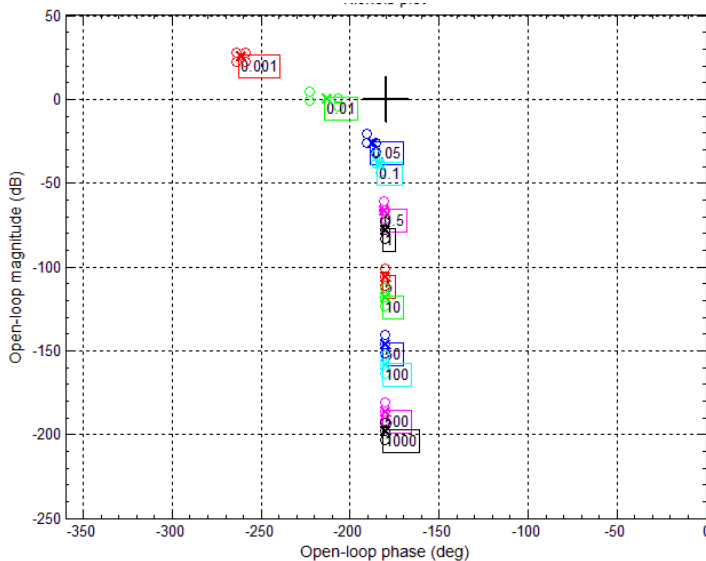


Figure 3: Ship system templates at desired frequency points

Step 5: Choose the nominal system transfer function.

The nominal ship transfer function is as $P_0(s) = \frac{-0.019}{s(-153.7s + 1)}$.

Steps 6 to 9: Determine the desired bounds on the Nichols chart. By assuming robust stability bound equal to 1.36, in consequence, the gain margin and the phase margin are as Gain-Margin = 2.5 dB, Phase-Margin = 43 degree. Optimal bounds are shown in Fig. 4.

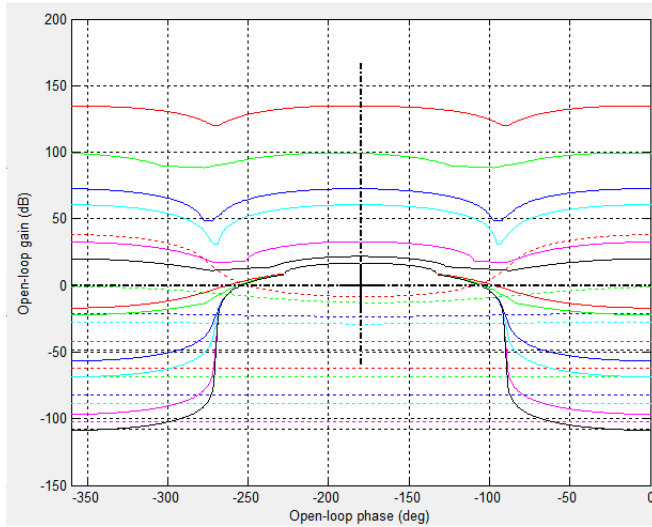


Figure 4: Desired bounds

Step 10: Design of the nominal loop transfer function. The nominal ring transfer function is designed as follows:

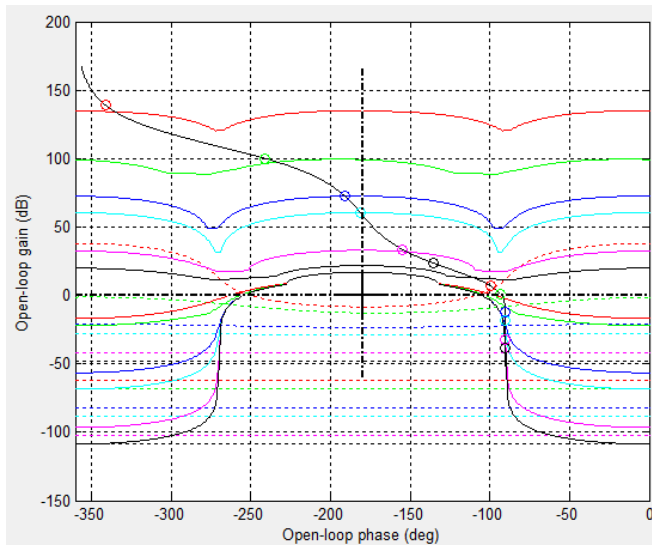


Figure 5: The nominal ring transfer function

As a result of this design, the QFT controller is obtained as Eq. (5).

$$C(s) = \frac{(9.717s^3 + (1.058 \times 10^5)s^2 + 2.144s + (5.734 \times 10^{-6}))}{(8.61 \times 10^{-5})s^3 + s^2 + 2s}. \quad (5)$$

Step 11: Design the pre-filter

The pre-filter is designed as shown in Fig. 6.

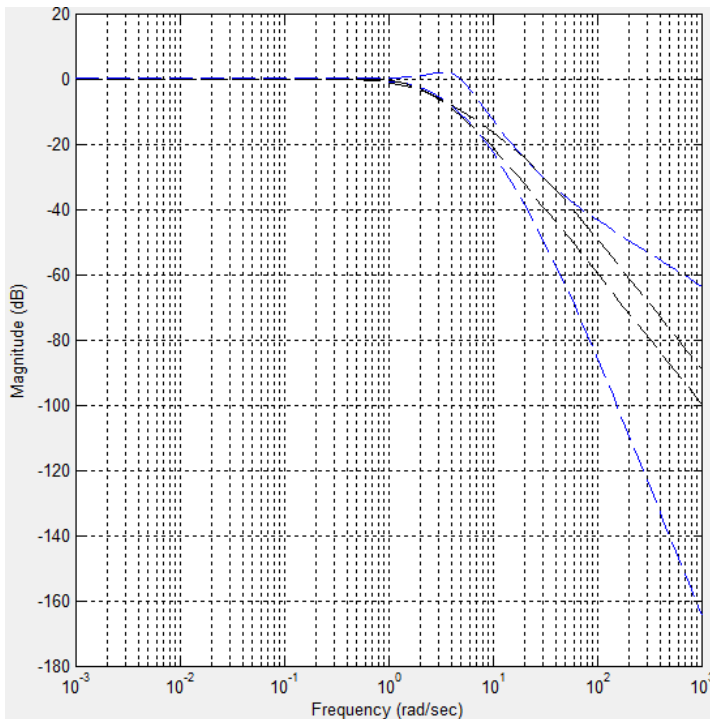


Figure 6: The designed pre-filter

As a result of this design, the pre-filter equation is obtained as follows:

$$F(s) = \frac{1}{2.4306} \times \frac{1}{(6.414 \times 10^{-10})s^3 + (9.745 \times 10^{-6})s^2 + 0.03707s + 0.411}. \quad (6)$$

Step 12: Analysis

For analysis of the designs, the Nichols Chart, the system stability response, and step response of the selected reference trajectory tracking are shown in Figs. 7 and 8, respectively.

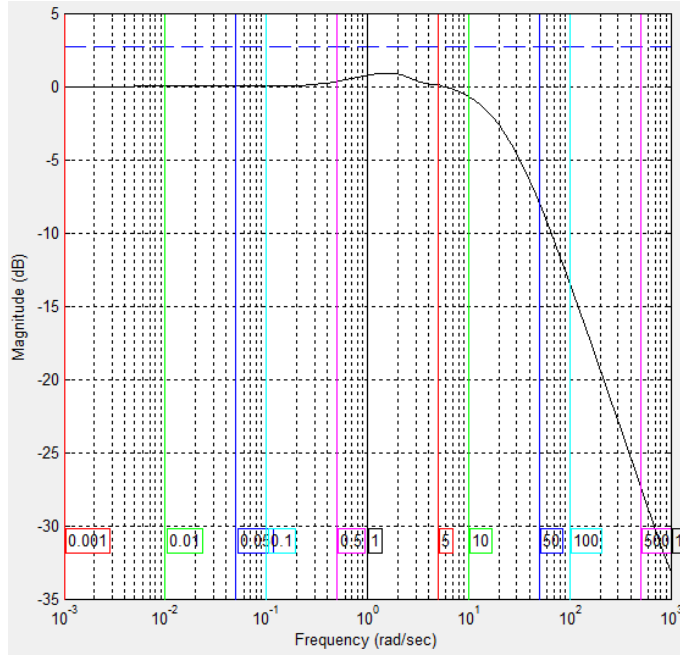


Figure 7: The Nichols Chart the system stability response

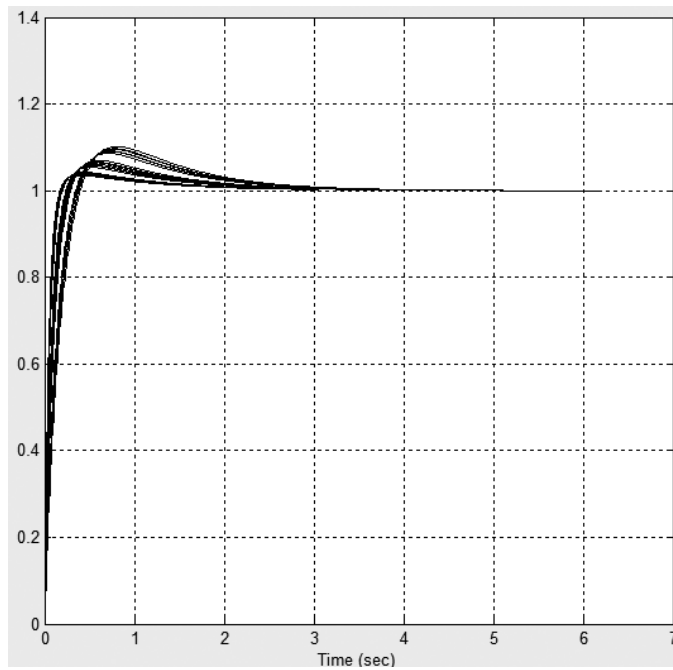


Figure 8: Step response of the reference trajectory tracking

5. Two case studies

This section aims to conduct the numerical simulation in MATLAB/Simulink with the numerical solver ode14x for the ship system and consider the above designs (previous section). The disturbances, noises, and attacks are considered in two modes intermittent and random. Also, the simulation is performed for one of the modes of the uncertainties. For simulation, the system transfer function is assumed as: $\frac{\psi(s)}{\delta(s)} = \frac{-0.0133}{-107.59s^2 + s}$ and the reference input is as $\psi_d = \sin(0.1t) + \cos(0.2t)$.

5.1. First case study

For the first case study, the simulation is performed by considering intermittent mode for the noises, disturbances, and attacks. The model of noises and disturbances and attacks are chosen in the form of Eq. (7)

$$\left\{ \begin{array}{l} \text{Deception Attack} = 0.01 \sin(0.01t), \\ \text{Input Disturbances} = 0.02 \sin(0.3t), \\ \text{Output Dis + Stealth Attack} = 0.01 \sin(0.2t), \\ \text{Noise + DOS Attack} = 0.01 \sin(0.5t). \end{array} \right. \quad (7)$$

Figure 9 represents the reference trajectory tracking along with the ship trajectory. Figure 10 shows the disturbances, noise, and attacks.

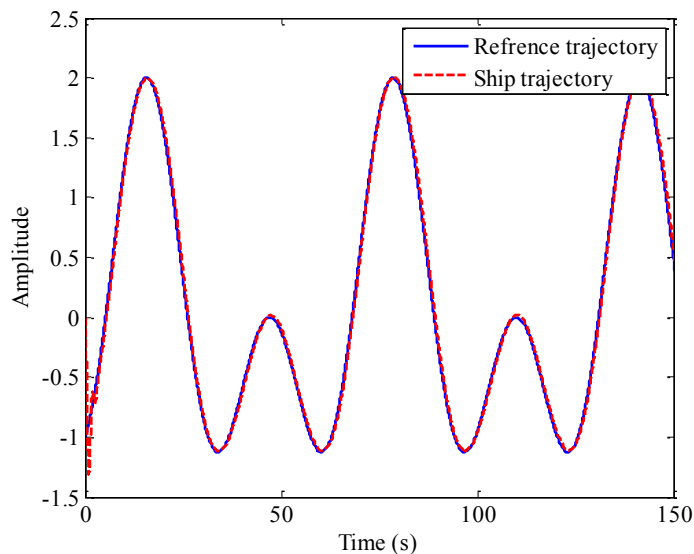


Figure 9: The ship trajectory with the intermittent sinusoidal model of the disturbances and noises and attacks

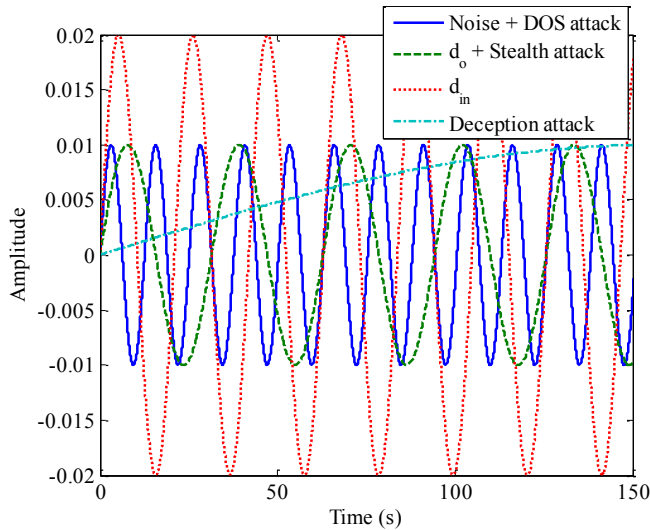


Figure 10: The noises and disturbances, and attacks of the first case study

5.2. Second case study

For the second case study, the numerical simulation is performed for the ship system with the random mode of the noises and disturbances and attacks. Figure 11 shows the reference trajectory tracking along with ship trajectory. Figure 12 represents the noise, disturbances and attacks.

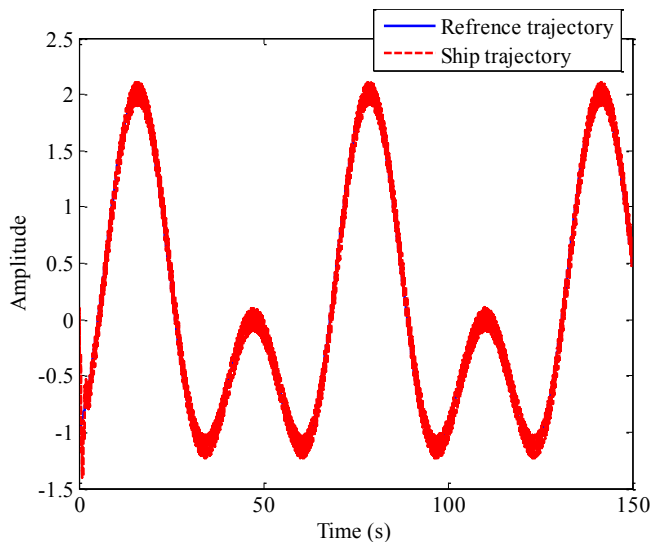


Figure 11: The ship trajectory with the random mode of the disturbances and noises and attacks

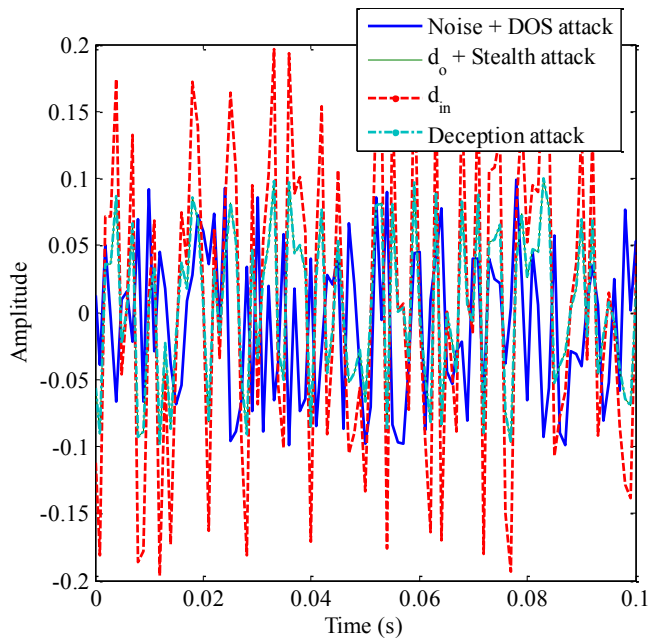


Figure 12: The noises and disturbances, and attacks of the second case study

6. Conclusions

In this paper, a robust controller is designed using the QFT design method for a ship system in the presence of noise, disturbances, and cyber-attacks. The proposed ship system has parametric uncertainties. The proposed controller is tested in two modes, intermittent and random, of the noise, disturbances, and attacks. After designing the controller and pre-filter by the QFT method, as expected from the tracking response stage, the system can track the reference trajectory tracking precisely, which was the objective. The system was subjected to three types of DOS, Stealth and Deception attacks, various types of internal and external disturbances, and noise. The robust controller proposed for the system dealt well with all these uncertainties. Two illustrative examples were presented using MATLAB/Simulink.

References

- [1] W. CHANG AND S. CHAKRABORTY: Resource-aware automotive control systems design: A cyber-physical systems approach. *Foundations and Trends in Electronic Design Automation*, **10**(4), (2016), 249–369. DOI: [10.1561/10000000045](https://doi.org/10.1561/10000000045).

- [2] Q. GUO, S. XIN, L. XU, and H. SUN: EMS communication routings' optimisation to enhance power system security considering cyber-physical interdependence. *IET Cyber-Physical Systems: Theory & Applications*, **3**(1), (2017), 44–53. DOI: [10.1049/iet-cps.2017.0074](https://doi.org/10.1049/iet-cps.2017.0074).
- [3] C. ALCARAZ: Cloud-assisted dynamic resilience for cyber-physical control systems. *IEEE Wireless Communications*, **25**(1), (2018), 76–82. DOI: [10.1109/MWC.2018.1700231](https://doi.org/10.1109/MWC.2018.1700231).
- [4] Y. LIU, D. LU, L. DENG, T. BAI, K. HOU, and Y. ZENG: Risk assessment for the cascading failure of electric cyber-physical system considering multiple information factors. *IET Cyber-Physical Systems: Theory & Applications*, **2**(4), (2017), 155–160. DOI: [10.1049/iet-cps.2017.0002](https://doi.org/10.1049/iet-cps.2017.0002).
- [5] A. ARRIETA, S. WANG, U. MARKIEGI, G. SAGARDUI, and L. ETXEBERRIA: Employing multi-objective search to enhance reactive test case generation and prioritization for testing industrial cyber-physical systems. *IEEE Transactions on Industrial Informatics*, **14**(3), (2018), 1055–1066. DOI: [10.1109/TII.2017.2788019](https://doi.org/10.1109/TII.2017.2788019).
- [6] B. CHEN, D.W. HO, W.-A. ZHANG, and L. YU: Distributed dimensionality reduction fusion estimation for cyber-physical systems under DoS attacks. *IEEE Transactions on Systems, Man, and Cybernetics: Systems*, **49**(2), (2019), 455–468. DOI: [10.1109/TSMC.2017.2697450](https://doi.org/10.1109/TSMC.2017.2697450).
- [7] M.L. CORRADINI and A. CRISTOFARO: Robust detection and reconstruction of state and sensor attacks for cyber-physical systems using sliding modes. *IET Control Theory & Applications*, **11**(11), (2017), 1756–1766. DOI: [10.1049/iet-cta.2016.1313](https://doi.org/10.1049/iet-cta.2016.1313).
- [8] K. DING, S. DEY, D.E. QUEVEDO, and L. SHI: Stochastic game in remote estimation under DoS attacks. *IEEE Control Systems Letters*, **1**(1), (2017), 146–151. DOI: [10.1109/LCSYS.2017.2711044](https://doi.org/10.1109/LCSYS.2017.2711044).
- [9] H. ZHANG, P. CHENG, L. SHI, and J. CHEN: Optimal denial-of-service attack scheduling with energy constraint. *IEEE Transactions on Automatic Control*, **60**(11), (2015), 3023–3028. DOI: [10.1109/TAC.2015.2409905](https://doi.org/10.1109/TAC.2015.2409905).
- [10] J.A. STANKOVIC, J.W. STURGES, and J. EISENBERG: A 21st century cyber-physical systems education. *Computer*, **50**(12), (2017), 82–85. DOI: [10.1109/MC.2017.4451222](https://doi.org/10.1109/MC.2017.4451222).
- [11] V. JIRKOVSKÝ, M. OBITKO, and V. MAŘÍK: Understanding data heterogeneity in the context of cyber-physical systems integration. *IEEE Transactions on Industrial Informatics*, **13**(2), (2017), 660–667. DOI: [10.1109/TII.2016.2596101](https://doi.org/10.1109/TII.2016.2596101).

- [12] S. WANG, D. LIANG, L. GE, and X. WANG: Analytical FRTU deployment approach for reliability improvement of integrated cyber-physical distribution systems. *IET Generation, Transmission & Distribution*, **10**(11), (2016), 2631–2639. DOI: [10.1049/iet-gtd.2015.1050](https://doi.org/10.1049/iet-gtd.2015.1050).
- [13] Z. ZHANG, W. AN, and F. SHAO: Cascading failures on reliability in cyber-physical system. *IEEE Transactions on Reliability*, **65**(4), (2016), 1745–1754. DOI: [10.1109/TR.2016.2606125](https://doi.org/10.1109/TR.2016.2606125).
- [14] Y. ZHANG, C. QIAN, J. LV, and Y. LIU: Agent and cyber-physical system based self-organizing and self-adaptive intelligent shopfloor. *IEEE Transactions on Industrial Informatics*, **13**(2), (2017), 737–747. DOI: [10.1109/TII.2016.2618892](https://doi.org/10.1109/TII.2016.2618892).
- [15] A.J. TRAPPEY, C.V. TRAPPEY, U.H. GOVINDARAJAN, J.J. SUN, and A.C. CHUANG: A review of technology standards and patent portfolios for enabling cyber-physical systems in advanced manufacturing. *IEEE Access*, **4** (2016), 7356–7382. DOI: [10.1109/ACCESS.2016.2619360](https://doi.org/10.1109/ACCESS.2016.2619360).
- [16] M.P. KORUKONDA, S.R. MISHRA, K. RAJAWAT, and L. BEHERA: Hybrid adaptive framework for coordinated control of distributed generators in cyber-physical energy systems. *IET Cyber-Physical Systems: Theory & Applications*, **3**(1), (2017), 54–62. DOI: [10.1049/iet-cps.2017.0078](https://doi.org/10.1049/iet-cps.2017.0078).
- [17] O. YOUNIS and N. MOAYERI: Employing cyber-physical systems: Dynamic traffic light control at road intersections. *IEEE Internet of Things Journal*, **4**(6), (2017), 2286–2296. DOI: [10.1109/JIOT.2017.2765243](https://doi.org/10.1109/JIOT.2017.2765243).
- [18] H. LI, L. LAI, and H.V. POOR: Multicast routing for decentralized control of cyber physical systems with an application in smart grid. *IEEE Journal on Selected Areas in Communications*, **30**(6), (2012), 1097–1107. DOI: [10.1109/JSAC.2012.120708](https://doi.org/10.1109/JSAC.2012.120708).
- [19] Z. JIANG, Y. JIN, E. MINGCHENG, and Q. LI: Distributed dynamic scheduling for cyber-physical production systems based on a multi-agent system. *IEEE Access*, **6** (2018), 1855–1869. DOI: [10.1109/ACCESS.2017.2780321](https://doi.org/10.1109/ACCESS.2017.2780321).
- [20] A.S.S. ABADI, P.A. HOSSEINABADI, and S. MEKHILEF: Fuzzy adaptive fixed-time sliding mode control with state observer for a class of high-order mismatched uncertain systems. *International Journal of Control, Automation and Systems*, **18**(10), (2020), 2492–2508. DOI: [10.1007/s12555-019-0650-z](https://doi.org/10.1007/s12555-019-0650-z).
- [21] M.P. AGHABABA, S. KHANMOHAMMADI, and G. ALIZADEH: Finite-time synchronization of two different chaotic systems with unknown parameters via

- sliding mode technique. *Applied Mathematical Modelling*, **35**(6), (2011), 3080–3091. DOI: [10.1016/j.apm.2010.12.020](https://doi.org/10.1016/j.apm.2010.12.020).
- [22] P. ALINAGHI HOSSEINABADI, A. SOLTANI SHARIF ABADI, S. MEKHILEF, and H.R. POTA: Chattering-free trajectory tracking robust predefined-time sliding mode control for a remotely operated vehicle. *Journal of Control, Automation and Electrical Systems*, **31**(5), (2020), 1177–1195. DOI: [10.1007/s40313-020-00599-4](https://doi.org/10.1007/s40313-020-00599-4).
- [23] S. YU AND X. LONG: Finite-time consensus for second-order multi-agent systems with disturbances by integral sliding mode. *Automatica*, **54** (2015), 158–165, DOI: [10.1016/j.automatica.2015.02.001](https://doi.org/10.1016/j.automatica.2015.02.001).
- [24] P. ALINAGHI HOSSEINABADI, A. SOLTANI SHARIF ABADI, S. MEKHILEF, and H.R. POTA: Two novel approaches of adaptive finite-time sliding mode control for a class of single-input multiple-output uncertain nonlinear systems. *IET Cyber-Systems and Robotics*, **3**(2), (2021), 173–183. DOI: [10.1049/csy2.12012](https://doi.org/10.1049/csy2.12012).
- [25] C.-L. HWANG AND J.Y. HUNG: Stratified adaptive finite-time tracking control for nonlinear uncertain generalized vehicle systems and its application. *IEEE Transactions on Control Systems Technology*, **27**(3), (2018), 1308–1316. DOI: [10.1109/TCST.2018.2810851](https://doi.org/10.1109/TCST.2018.2810851).
- [26] L. ZHAO, J. YU , and H. YU: Adaptive finite-time attitude tracking control for spacecraft with disturbances. *IEEE Transactions on Aerospace and Electronic Systems*, **54**(3), (2017), 1297–1305. DOI: [10.1109/TAES.2017.2780638](https://doi.org/10.1109/TAES.2017.2780638).
- [27] P. ALINAGHI HOSSEINABADI, A. ORDYS, A. SOLTANI SHARIF ABADI, S. MEKHILEF, and H.R. POTA: State and disturbance observers-based chattering-free fixed-time sliding mode control for a class of high-order nonlinear systems. *Advanced Control for Applications: Engineering and Industrial Systems*, **3**(3), (2021). DOI: [10.1002/adc2.81](https://doi.org/10.1002/adc2.81).
- [28] X. WEINAN, M. GUANGCHENG, L. QINGHUA, and W. CHANGHONG: Robust H_2 control for uncertain sampled-data systems. *Journal of Systems Engineering and Electronics*, **20**(1), (2009), 172–177.
- [29] H. LI, L. ZHANG, T. XIAO, and J. DONG: Real-time control for CPS of digital airplane assembly with robust H-infinity theory. *Tsinghua Science and Technology*, **20**(4), (2015), 376–384. DOI: [10.1109/TST.2015.7173453](https://doi.org/10.1109/TST.2015.7173453).
- [30] A.S.S. ABADI AND P.A. HOSSEINABADI: Fuzzy adaptive finite time control ship fin stabilizing systems model of fuzzy Takagi-Sugeno with unknowns

- and disturbances. *6th Iranian Joint Congress on Fuzzy and Intelligent Systems (CFIS)*, 2018, 33–36. DOI: [10.1109/CFIS.2018.8336619](https://doi.org/10.1109/CFIS.2018.8336619).
- [31] D. CRUZ-ORTIZ, I. CHAIREZ, and A. POZNYAK: Safe operation for teleoperated robotic manipulators with restricted synchronization error via non-singular terminal sliding-mode control. *Journal of the Franklin Institute*, (2022). DOI: [10.1016/j.jfranklin.2022.07.020](https://doi.org/10.1016/j.jfranklin.2022.07.020).
- [32] Q. HAN, Y.-S. ZHOU, Y.-X. TANG, X.-G. TUO, and AND P. HE: Event-triggered finite-time sliding mode control for leader-following second-order non-linear multi-agent systems. *IEEE Open Journal of Intelligent Transportation Systems*, (2022). DOI: [10.1109/OJITS.2022.3196811](https://doi.org/10.1109/OJITS.2022.3196811).
- [33] P.A. HOSSEINABADI, A.S.S. ABADI, and S. MEKHILEF: Adaptive terminal sliding mode control of hyper-chaotic uncertain 4-order system with one control input. *IEEE Conference on Systems, Process and Control (ICSPC)*, (2018), 94–99. DOI: [10.1109/SPC.2018.8703979](https://doi.org/10.1109/SPC.2018.8703979).
- [34] V. VESELÝ and J. OSUSKÝ: Robust control system design in frequency domain. *Archives of Control Sciences*, **23**(1), (2013), 61–78. DOI: [10.2478/v10170-011-0042-y](https://doi.org/10.2478/v10170-011-0042-y).
- [35] I. TANYER, E. TATLICIOGLU, and E. ZERGEROGLU: Output tracking control of an aircraft subject to additive state dependent disturbance: an optimal control approach. *Archives of Control Sciences*, **31**(2), (2021), 267–286. DOI: [10.24425/acs.2021.137418](https://doi.org/10.24425/acs.2021.137418).
- [36] R. MUNOZ-MANSILLA, D. CHAOS, J. ARANDA, and AND J. DIAZ: Application of quantitative feedback theory techniques for the control of a non-holonomic underactuated hovercraft. *IET Control Theory & Applications*, **6**(14), (2012), 2188–2197. DOI: [10.1049/iet-cta.2011.0225](https://doi.org/10.1049/iet-cta.2011.0225).
- [37] M. VEERACHARY and A.R. SAXENA: Design of robust digital stabilizing controller for fourth-order boost DC–DC converter: A quantitative feedback theory approach. *IEEE Transactions on Industrial Electronics*, **59**(2), (2012), 952–963. DOI: [10.1109/TIE.2011.2158040](https://doi.org/10.1109/TIE.2011.2158040).
- [38] M. GARCIA-SANZ, I. EGAÑA, and M. BARRERAS: Design of quantitative feedback theory non-diagonal controllers for use in uncertain multiple-input multiple-output systems. *IEE Proceedings-Control Theory and Applications*, **152**(2), (2005), 177–187. DOI: [10.1049/ip-cta:20041186](https://doi.org/10.1049/ip-cta:20041186).
- [39] T.I. FOSSEN: *Guidance and control of ocean vehicles*. John Wiley & Sons Inc, 1994.

- [40] N. WANG, S. LV, and Z. LIU: Global finite-time heading control of surface vehicles. *Neurocomputing*, **175** (2016), 662–666. DOI: [10.1016/j.neucom.2015.10.106](https://doi.org/10.1016/j.neucom.2015.10.106).
- [41] Y. PENG, J. HAN, and AND Z. WU: Nonlinear backstepping design of ship steering controller: using unscented Kalman filter to estimate the uncertain parameters. *IEEE International Conference on Automation and Logistics*, (2007), 126–131. DOI: [10.1109/ICAL.2007.4338543](https://doi.org/10.1109/ICAL.2007.4338543).
- [42] J.C. DOYLE: Quantitative feedback theory (QFT) and robust control. *American Control Conference*, (1986), 1691–1698. DOI: [10.23919/ACC.1986.4789202](https://doi.org/10.23919/ACC.1986.4789202).
- [43] A. GERA AND I. HOROWITZ: Optimization of the loop transfer function. *International Journal of Control*, **31**(22), (1980), 389–398. DOI: [10.1080/00207178008961049](https://doi.org/10.1080/00207178008961049).
- [44] V.K. JADHAV, C.B. KADU, and B.J. PARVAT: Robust controller design using quantitative feedback theory (QFT). *International Journal of Computer Applications*, **47**(7), (2012), 9–13. DOI: [10.5120/7198-9975](https://doi.org/10.5120/7198-9975).
- [45] C. HOUPIS, S. RASMUSSEN, and M. GARCIA-SANZ: *Quantitative feedback theory: fundamentals and applications*. CRC Taylor & Francis, 2006. DOI: [10.1201/b15907](https://doi.org/10.1201/b15907).